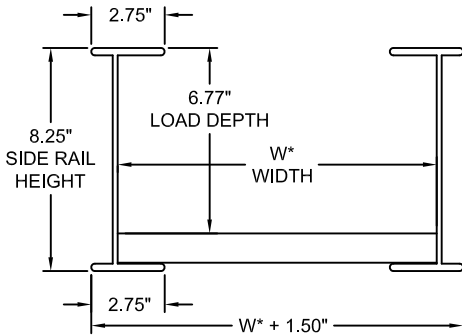
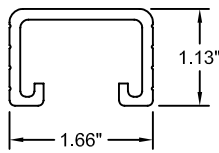
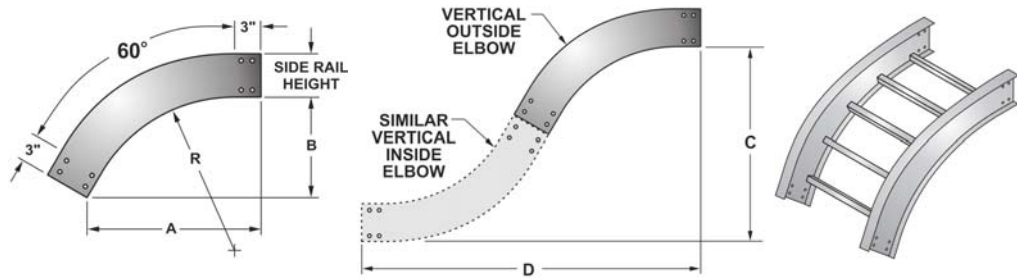




NO.	REVISION	BY	DATE	MATERIAL I.D.
0	APPROVED	TM	04-17-15	60VO
1	UPDATED GRAPHICS & DATA TABLE	KD	09-14-17	



FITTING CROSS-SECTION



RUNG CROSS-SECTION

STRUT PROFILE ACCEPTS STANDARD CHANNEL NUTS

RUNGS IN FITTINGS ALTERNATE WITH SLOTS FACING UP AND DOWN

‡ MARK "√" IN BOX TO INCLUDE IN SUBMITTAL

CATALOG NUMBERS

MATERIAL: **A ALUMINUM**

EXAMPLE: **A84 - 09 - 60VO36 - 18 - G**

SIDE RAIL HEIGHT	LOAD DEPTH	FITTING CLASS	RUNG SPACING	FASTENER FINISH
NOMINAL	ACTUAL	‡	‡	‡
8	8.25"	4	06 6"	G
			09 9"	
			12 12"	
			VT 5"	S

‡ MARK "√" IN BOX TO INCLUDE IN SUBMITTAL

INCLUDED ITEMS	CATALOG NO.*	QTY.
SPLICE PLATE, HEAVY-DUTY, 8 HOLES, 6" LONG SUPPLIED IN PAIRS	SPS-A8-(G OR S)8	1 PR.
RIBBED-NECK SCREW PHILLIPS RECESS 3/8" DIA. x 3/4" LONG	F-RNS-38-34-(G OR S)	16 EA.
FLANGED HEX NUT 3/8" DIA., SERRATED FACE 9/16" SOCKET SIZE	F-FHN-38-(G OR S)	16 EA.

SPLICE PLATES: NECESSARY SPLICE CONNECTORS AND FASTENERS ARE AUTOMATICALLY SUPPLIED WITH ALL TRAYS. SPLICE RESISTANCE IS LESS THAN 0.00033 OHMS. FASTENER FINISHES ARE GEOMET-PLATED STEEL (G) AND TYPE 316 STAINLESS STEEL (S).



CLASSIFIED BY UNDERWRITERS LABORATORIES AS TO IT'S SUITABILITY AS AN EQUIPMENT GROUNDING CONDUCTOR ONLY PER NEC 392. METAL CABLE TRAY IN ACCORDANCE WITH THE STANDARD FOR CABLE TRAY SYSTEMS CAN/CSA-C22.2 NO. 126 (UL FILE NO. E341872)

MATERIAL: EXTRUDED ALUMINUM ALLOY 6063

FINISH: PLAIN

TRAY TYPE: LADDER, TWO RAILS

BOTTOM: 1.66" WIDE RUNGS (STRUT PROFILE WITH OPEN SLOT)

CONSTRUCTION: ARC-WELDED ON BOTH SIDES OF RUNGS

FITTING CLASS: 4 (8.25" x 2.75" I-BEAM SIDE RAILS)

TANGENTS: 3" (FLAT SIDE RAIL BEYOND CURVATURE)

THIS CABLE TRAY SYSTEM IS IN FULL COMPLIANCE WITH ALL ASPECTS OF THE LATEST REVISIONS OF NEMA STANDARD VE1, CSA C22.2 NO. 126 AND THE NATIONAL ELECTRIC CODE ARTICLE 392.

‡	ITEM CODE	FITTING DIMENSIONS (INCHES)					
		R	W	A	B	H* = 8"	
	RADIUS - WIDTH					C	D
	60VO12 - 12	12	12	14.892	8.5981	21 3/8	36 7/8
	60VO12 - 18	12	18	14.892	8.5981	21 3/8	36 7/8
	60VO12 - 24	12	24	14.892	8.5981	21 3/8	36 7/8
	60VO12 - 30	12	30	14.892	8.5981	21 3/8	36 7/8
	60VO12 - 36	12	36	14.892	8.5981	21 3/8	36 7/8
	60VO24 - 12	24	12	25.285	14.598	33 3/8	57 3/4
	60VO24 - 18	24	18	25.285	14.598	33 3/8	57 3/4
	60VO24 - 24	24	24	25.285	14.598	33 3/8	57 3/4
	60VO24 - 30	24	30	25.285	14.598	33 3/8	57 3/4
	60VO24 - 36	24	36	25.285	14.598	33 3/8	57 3/4
	60VO36 - 12	36	12	35.677	20.598	45 3/8	78 1/2
	60VO36 - 18	36	18	35.677	20.598	45 3/8	78 1/2
	60VO36 - 24	36	24	35.677	20.598	45 3/8	78 1/2
	60VO36 - 30	36	30	35.677	20.598	45 3/8	78 1/2
	60VO36 - 36	36	36	35.677	20.598	45 3/8	78 1/2

ATKORE

560 WHARTON CIRCLE, SUITE E PHONE: 404-696-8585
ATLANTA, GA 30336 USA FAX: 404-696-8599

SHEET NO. 1 OF 1

DIMENSIONS INCHES

DESCRIPTION

60°. VERT. OUTSIDE ELBOW, LADDER & VENT. TROUGH CABLE TRAY, 8" HIGH CLASS 4

DRAWING NUMBER

USP-A84-LA-60VO